



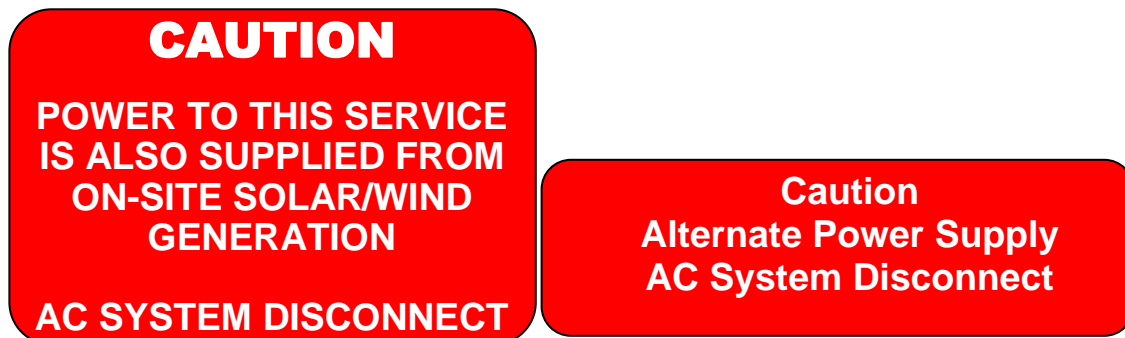
# Oncor Placard Guideline (rev 01/03/2012)

## Background Information

Oncor requires caution or warning placards on all distributed generation projects to alert company employees of a potential alternate source of power. Oncor placard specifications are not intended to replace any requirements in the National Electric Code (NEC). Oncor's interconnection requirements specify a manual disconnect device. This disconnect must have a visual break that is appropriate to the voltage level, be accessible to utility personnel, and capable of being locked in the open position. Oncor requests that this visible AC disconnect be located on an exterior wall and close to the Oncor meter. Placards materials are to be UV resistant and follow the same material standards as utilized in the NEC. Placards are requested to be located on the visible AC disconnect and not on the Oncor meter.

Class 1 - Basic  
Visible AC Disconnect - Located within 10 feet of Oncor meter

Examples:



Class 2  
Visible AC Disconnect - Greater than 10 feet from Oncor meter

Oncor requests the visible lockable AC disconnect be located near the Oncor meter and only under exception should it be located elsewhere. Normally the distributed generator is fed from a sub-breaker under a main breaker (located near Oncor meter). This sub-breaker can stub back out to an outside wall into a visible lockable AC disconnect by the Oncor meter and then proceed to an alternate location. Only in unusual circumstances should the visible, lockable AC disconnect be located remotely from the Oncor meter. Oncor requests proofs of placards for review with the application.

**Example:** If Oncor meter is located on the east side of the property and the visible AC disconnect is located on the west side, then customer should provide a placard at the Oncor meter location and additionally on the AC disconnect on the west wall.

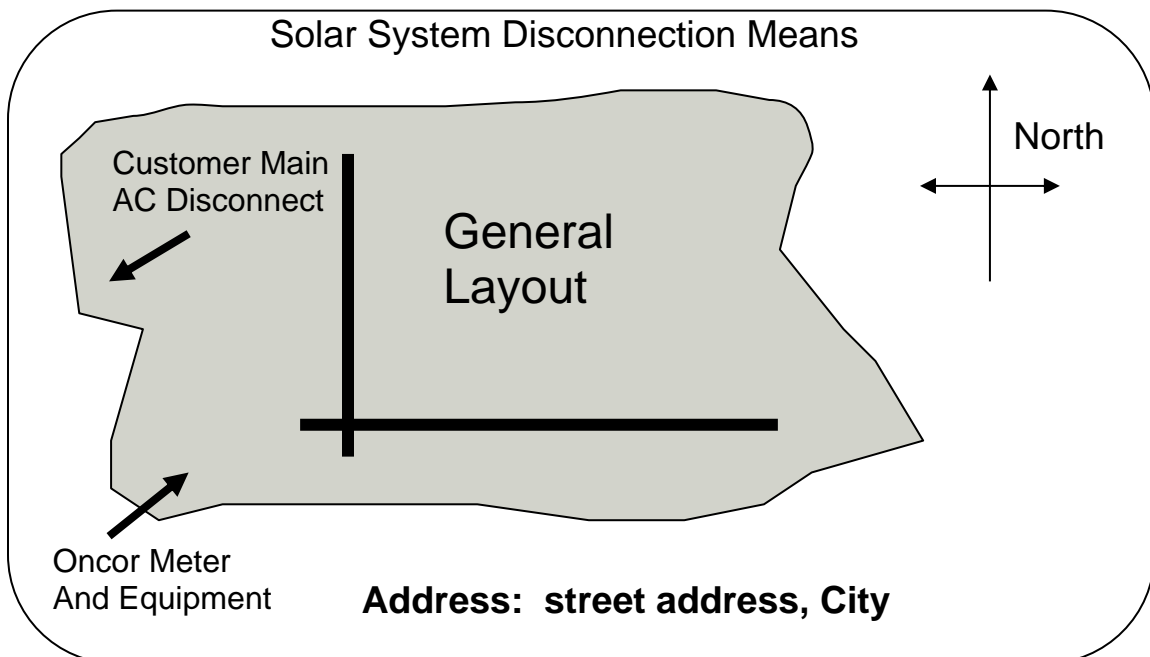
**CAUTION**  
POWER TO THIS SERVICE  
IS ALSO SUPPLIED FROM  
ON-SITE SOLAR GENERATION  
  
DISCONNECT LOCATED ON  
WEST WALL OF THIS  
STRUCTURE

### Class 3

## Facilities Fed from Oncor Pad Mounted Transformers Or High Voltage Delivery Facility with Remote Distributed Generation System

In certain cases, distributed generation systems are installed in distant locations from the Oncor meter. This could be the case when Oncor provides a pad mounted transformer and metering at the point of common coupling (point of delivery) or where Oncor provides a high voltage point of delivery and metering.

The general process for this type of installation is for two placards to be utilized. Following is an example:



**CAUTION**  
POWER TO THIS SERVICE  
IS ALSO SUPPLIED FROM  
ON-SITE PHOTOVOTAIC  
GENERATION  
  
SEE MAP FOR LOCATION  
OF MAIN AC DISCONNECT

## Class 3 (Continued)

### Site Map Details

The basic elements of the site map should include the following:

- 1) Location of the Oncor meter and Oncor delivery equipment,
- 2) Location of the generators main AC disconnect,
- 3) Facility address,
- 4) North indicator and basic street and building layout,
- 5) Map title example, "Solar System Disconnecting Means."

### Process Information – Location of Placards

The intent of this process is to provide a warning to the Oncor operations group of a potential alternate source of power and give individuals the opportunity to clear or open any disconnects when work is being done at the Oncor or customer delivery equipment. Oncor requests that identical placards be installed on the customer's main equipment to provide additional recognition. In most cases on high voltage installations, safety precautions utilizing visual opens and grounding will be implemented. Placard solutions for this class of installation are unique and alternate solutions can be proposed and coordinated with Oncor.

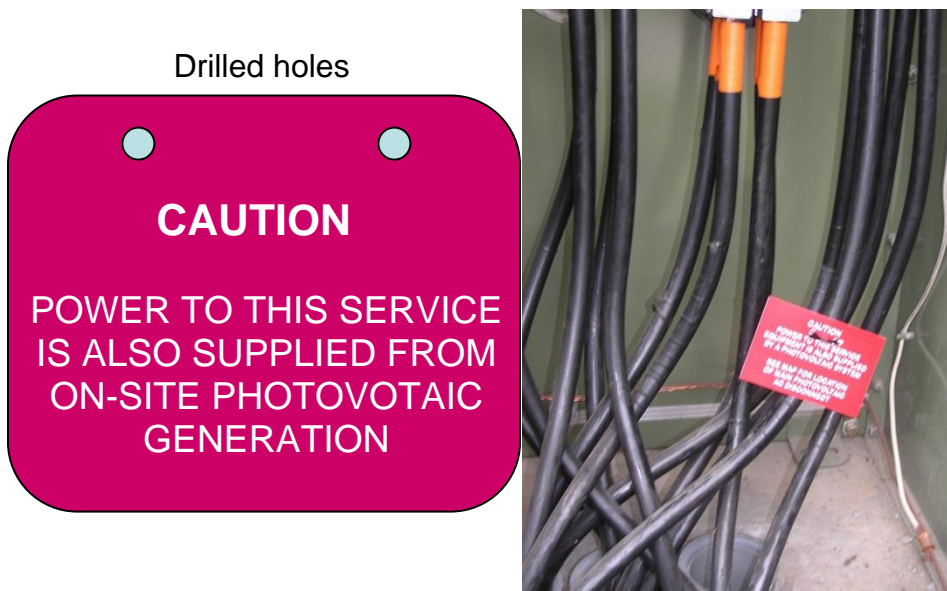
### For this type of installation Oncor requests:

- 1) Oncor requests proofs of placards for review with the application,
- 2) Upon approval, three sets of the Site Map and Caution placard are requested; one for installation on existing Oncor equipment, another for future use should Oncor equipment be replaced, and the a third set to be installed on the customers main equipment,
- 3) Oncor requests that the contractor furnish Oncor the placards and adhesive tape,
- 4) Oncor's operations group will want to mount the placards on the Oncor equipment,
- 5) Oncor's operation group will need to approve and communicate the acceptance of the placard installation to the Oncor Distribution Specialist after a site visit to the facility.

## Class 3 (Continued)

### Installations Utilizing Oncor Pad Mounted Transformers

In addition to the above requirements, Oncor also requests an additional placard. This placard is a caution placard with two pre-drilled holes to attach to the secondary cables inside the Oncor transformer (or Oncor point of delivery equipment). The thought here is if the transformer is ever removed and replaced this placard would remain and provide a warning to Oncor personnel.



### Placard Materials

Customers may use color cast acrylic placards. Oncor also accepts placards on sticker type material if outdoor-rated and of similar specifications as required in the National Electric Code (NEC). Both must have an UV inhibitor rated for exterior use.

If color cast acrylic is utilized, customer must also provide to the operating technician adhesive tape. A preferred brand is 3M Scotch, VHB FAMILY, found on page 3 of the 3M VHB Tapes Svc Bulletin- Foam tapes 4956, 4941, 4936 or 4926. This VHB tape should be minimum 1 inch wide, be double sided adhesive tape with VHB (Very High Bond) adhesive for exterior applications.